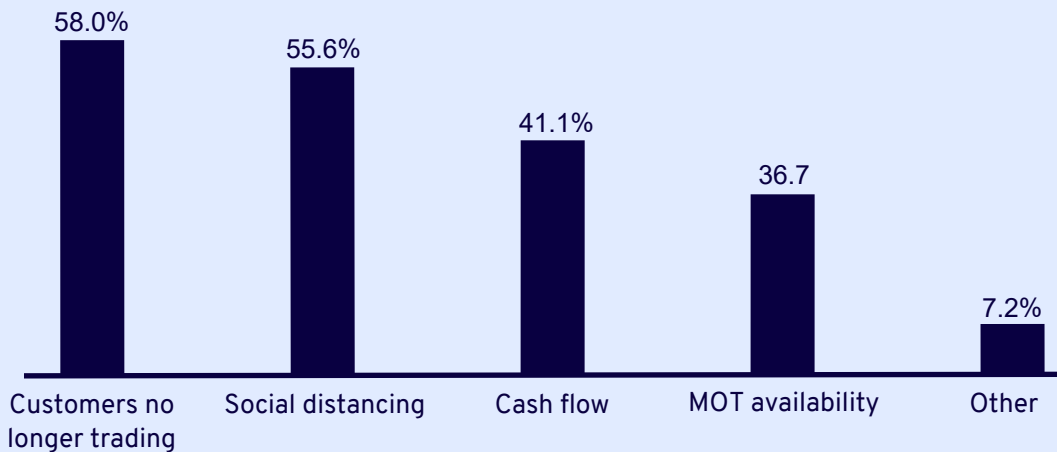


# Coronavirus Logistics Impact Survey: 11 May 2020

FTA's weekly Coronavirus Logistics Impact Survey focuses on identifying how operators and purchasers of logistics transport services are dealing with the coronavirus pandemic.

This eighth survey, conducted between 5 and 7 May 2020, had around **300** respondents spanning over **18** sectors in the UK – **46%** were small businesses with less than 50 employees, while **over one-quarter** were large businesses with more than 250 staff. **64%** were operators of logistics transport services, with **30%** consisting of both operators and users of logistics transport services.

## Issues that may prevent business levels returning to normal when restrictions start to lift:



'Other' responses include:

- Hospitality industry not open
- Customer activity and their ability to trade
- Lack of personal protective equipment (PPE)

## Level of supply chain disruption experienced, compared to last week:

	Normal performance	Minor disruption (drop ≤25%)	Moderate disruption (drop >25% but ≤50%)	Severe disruption (drop >50% but ≤75%)	Extreme disruption (drop of 75%+)
Overall freight volumes (tonnes)	11.4% ↓	23.9% ↑	24.5% ↓	16.8% ↓	23.4% ↑
Freight kilometres	18.6% ↑	24.4% ↑	16.0% ↓	17.3% ↑	23.7% ↑
No. of units in use	24.1% ↑	20.6% ↑	16.5% ↓	14.7% ↑	24.1% ↑
Storage/warehousing capacity	42.7% ↓	21.9% ↑	15.6% ↓	7.3% ↓	12.5% ↓
Orders for your business' services	15.1% ↑	21.4% ↑	19.8% ↑	18.2% ↑	25.5% ↓
Cash flow	21.1% <i>new</i>	20.0% <i>new</i>	15.8% <i>new</i>	16.3% <i>new</i>	26.8% <i>new</i>
Customers paying on time	22.3% <i>new</i>	25.5% <i>new</i>	18.1% <i>new</i>	14.9% <i>new</i>	19.1% <i>new</i>

## How confident do respondents feel about the business outlook for their company in the coming six months?



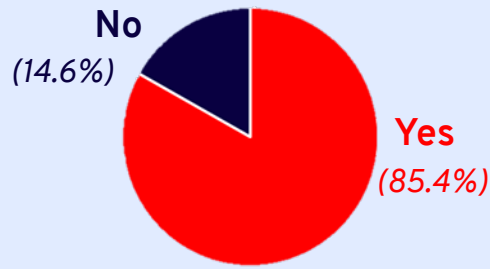
↑ up from 4.93 (when this question was last asked week commencing 13 April)

## HGV drivers

12,695 staff

- 19.1% furloughed
- 0.5% made redundant
- 5.2% self-isolating
- 48.7% require PPE

## Respondents transporting freight by road:



## Average percentage of fleet parked up (including SORN) due to the coronavirus pandemic:

17.5%  
HGVS

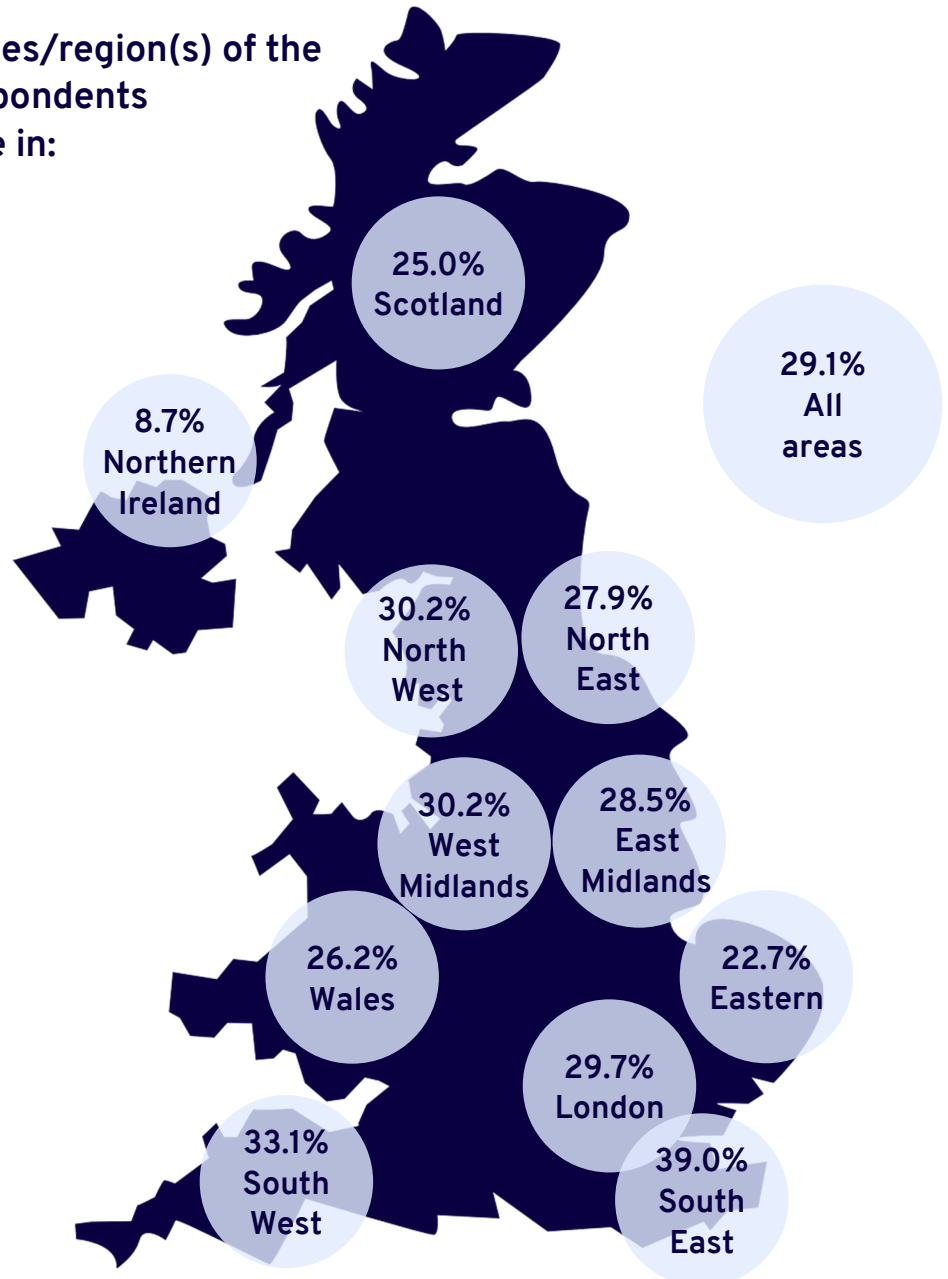
10.7%  
vans

## Van drivers

9,990 staff

- 7.6% furloughed
- 0.0% made redundant
- 4.2% self-isolating
- 34.9% require PPE

## Countries/region(s) of the UK respondents operate in:



## Warehouse staff

(forklift drivers, pickers, packers, etc.)

10,932 staff

- 7.2% furloughed
- 0.0% made redundant
- 7.0% self-isolating
- 32.4% require PPE

## All other road transport staff

(support staff, managers, administrators, etc.)

53,166 staff


- 14.0% furloughed
- 0.0% made redundant
- 0.5% self-isolating
- 1.2% require PPE

## Non-road staff in general

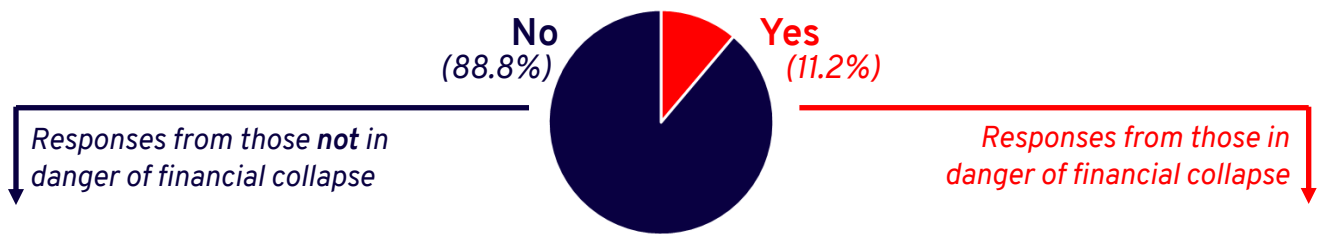
29,261 staff

- 16.4% furloughed
- 0.2% made redundant
- 0.8% self-isolating
- 14.5% require PPE

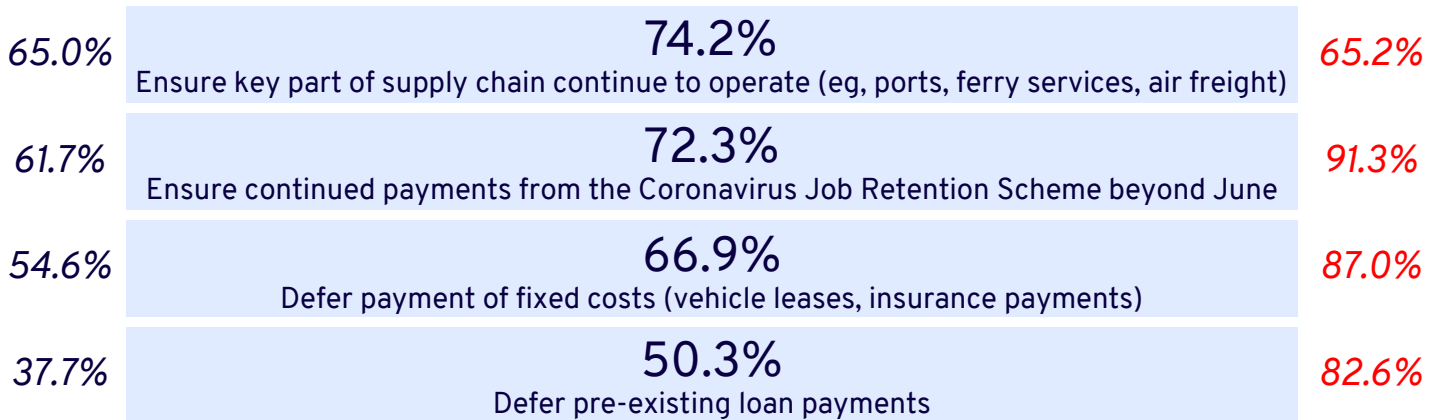
## 53.3%↓ How much work is estimated to be 'last mile' delivery?



## Companies in danger of financial collapse in the next eight weeks:

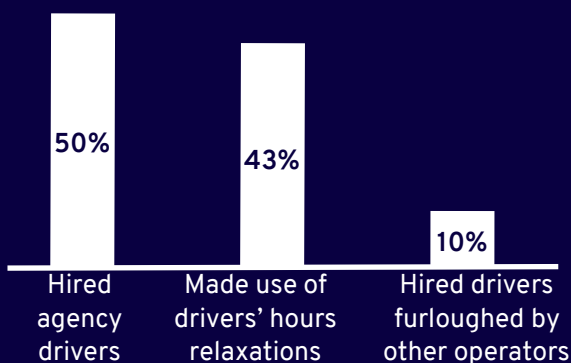


Which of the following issue/s would enable companies to continue trading during the pandemic?

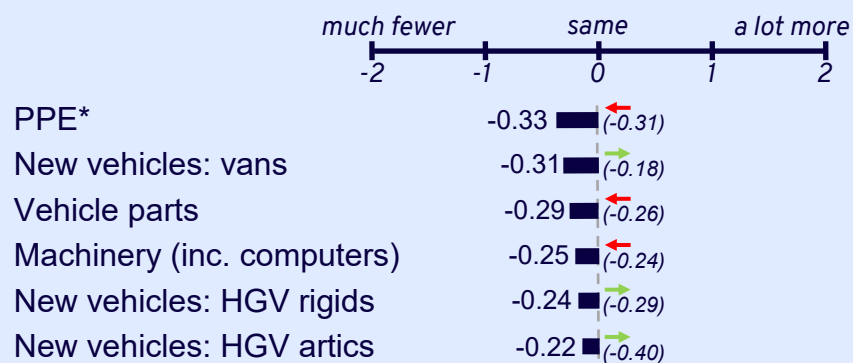


'Other' responses include: further extension to HGV MOTs, easing of restrictions, deferment or cancellation of business rates for 12 months, flexible furloughing.

### Measures taken to address short-term fluctuations in demand following furlough of HGV drivers:



### Availability of supplies (compared to last week):



\*PPE = Personal Protective Equipment

### Have respondents accessed the following schemes?

	Not eligible	Applied successfully	Applied unsuccessfully	Applied but still waiting	Do not intend to use	Need more information
Coronavirus Job Retention Scheme	6.6%	55.6%	2.0%	9.7%	24.5%	1.5%
Bounce Back Loan Scheme (from 04.05.20)	10.1%	5.1%	0.6%	9.6%	56.7%	18.0%
Statutory Sick Pay relief package for SMEs	12.4%	15.2%	0.6%	7.3%	52.8%	11.8%
Coronavirus Business Interruption Loan Scheme for SMEs	12.6%	4.4%	4.9%	9.9%	53.8%	14.3%
Coronavirus Business Interruption Loan Scheme for large businesses	29.3%	2.4%	0.6%	3.6%	53.3%	10.8%
HMRC Time to Pay scheme	3.3%	18.6%	0.5%	8.2%	45.9%	23.5%
Self-employed income support plan	29.2%	0.0%	0.0%	0.6%	57.3%	12.9%
Deferring VAT and income tax payments	3.8%	29.3%	0.0%	7.6%	39.7%	19.6%

These results were collected between 5 and 7 May 2020 from answers provided by logistics businesses in our weekly Coronavirus Logistics Impact Survey – to take part, or for more information, please visit:

[www.fta.co.uk/coronavirus/survey](http://www.fta.co.uk/coronavirus/survey)